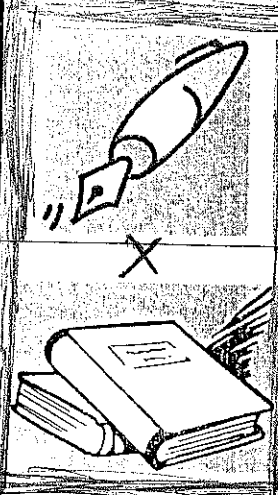


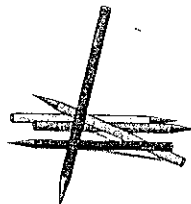



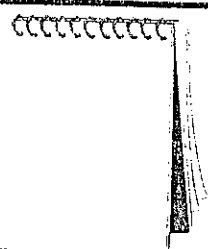

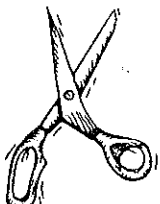


• Zağraf w DOMINO ?

			
		<p>Bleistift</p>	
		<p>Kuli</p>	
<p>Füller</p>	<p>Lehene</p>	<p>Notiz- block</p>	<p>Radier- gummi</p>
<p>Buch</p>	<p>Spitzen</p>	<ul style="list-style-type: none"> ➤ Schneide an den dicken Linien aus. ➤ Lege das Domino. Beginne bei den grauen Bildern oben. 	
<p>Bunt- stift</p>	<p>Heft</p>	